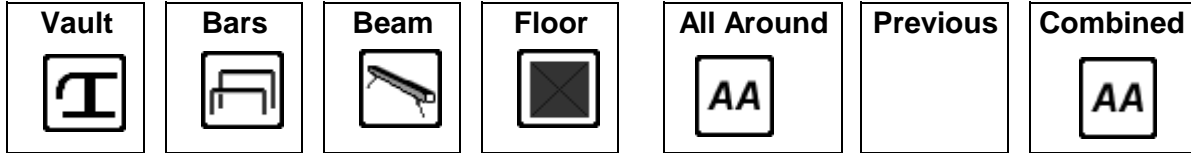




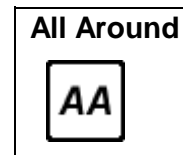
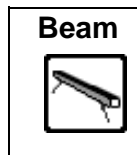
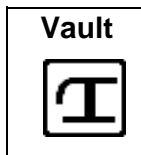
Women's Artistic National Age Groups
Voluntary Levels 4,3,2



L3

No	Name	Club	Team	Comp	D	VT		D	UB		D	BB		D	FX		AA		Prev Score	Combined		
28	Sky	Bebbington	London	L3-London	L3	3.5	12.450	9	3.7	12.700	1 =	3.7	12.600	3	4.1	12.700	1	50.450	1	60.250	110.700	3
38	Amelie	Morgan	South	L3-South	L3	4.0	12.150	18	4.0	12.600	4	4.2	13.050	2	4.1	12.350	4	50.150	2	61.000	111.150	1
22	Marnie	Woolrich	West Midlands	L3-West Midlands	L3	4.0	12.700	4 =	3.9	12.300	5	4.1	12.200	8	4.0	12.300	5	49.500	3	58.300	107.800	5
10	Mia	Scott	North	L3-North	L3	4.0	12.800	2	4.0	12.100	8	4.1	11.900	10 =	3.7	12.150	6 =	48.950	4	58.850	107.800	4
36	Ellie	Botterill	South	L3-South	L3	3.5	11.750	30 =	3.4	11.650	11 =	4.0	13.100	11	3.9	12.150	6 =	48.650	5	62.475	111.125	2
18	Amy Jane	Rowe	South West	L3-South West	L3	4.0	12.400	10 =	4.2	12.200	6 =	4.3	11.750	14	4.3	12.100	9	48.450	6	55.725	104.175	14
9	Francesca	Ryman	North	L3-North	L3	3.5	12.000	19 =	2.8	11.650	11 =	3.8	12.250	6 =	3.8	12.400	3	48.300	7	58.925	107.225	6
26	Paige	Thomas	Wales	L3-Wales	L3	4.0	12.000	19 =	3.4	11.550	14 =	4.0	12.150	9	3.7	12.150	6 =	47.850	8	58.400	106.250	9
5	Hallie	Copperwheat	East	L3-East	L3	4.0	12.250	16 =	2.8	11.300	18	4.1	11.800	13	3.9	12.450	2	47.800	9	58.175	105.975	10
43	Paige	Vick	East Midlands	L3-East Midlands	L3	4.0	12.700	4 =	4.0	12.650	3	4.1	10.800	29	3.9	11.500	17 =	47.650	10	58.025	105.675	11
30	Karis	Haugh	London	L3-London	L3	4.0	12.550	7	3.5	11.250	19 =	4.4	11.700	15	3.7	11.900	10	47.400	11	0.000	47.400	30
39	Gypsy	Squires	South	L3-South	L3	3.5	12.000	19 =	4.0	12.200	6 =	4.1	11.500	18 =	3.9	11.600	14 =	47.300	12	57.775	105.075	12
21	Tabitha	Sheard	West Midlands	L3-West Midlands	L3	4.0	12.400	10 =	3.4	11.800	10	3.6	11.450	21	3.9	11.400	22 =	47.050	13	54.800	101.850	17
17	Gracie	Mitchell	South West	L3-South West	L3	4.0	12.300	14 =	3.6	11.500	16 =	4.0	11.500	18 =	4.1	11.700	13	47.000	14	52.875	99.875	20
20	Abigail	Jones	West Midlands	L3-West Midlands	L3	4.0	11.700	32	3.0	11.600	13	4.0	11.850	12	3.6	11.600	14 =	46.750	15 =	60.200	106.950	7
27	Sioned	Thomas	Wales	L3-Wales	L3	3.5	12.350	13	2.8	11.050	29	3.3	11.600	16	3.8	11.750	12	46.750	15 =	55.125	101.875	16
31	Roshelle	Spencer-Smith	London	L3-London	L3	4.0	12.750	3	3.7	11.950	9	4.2	10.750	30	3.6	11.200	31	46.650	17	0.000	46.650	31
16	Isabel	Davis	South West	L3-South West	L3	4.0	12.600	6	4.0	11.100	22 =	4.2	11.500	18 =	3.8	11.300	24 =	46.500	18	60.350	106.850	8
45	Caitlin	Williams	East Midlands	L3-East Midlands	L3	4.0	11.350	42	4.1	12.700	1 =	3.6	11.100	24	4.0	11.300	24 =	46.450	19	57.775	104.225	13
24	Ella	Gaynor	Wales	L3-Wales	L3	3.5	11.650	33 =	2.9	11.100	22 =	4.0	12.400	4	3.6	11.250	28 =	46.400	20	57.525	103.925	15
29	Martha	Franks	London	L3-London	L3	4.0	11.800	27 =	3.9	11.100	22 =	4.3	11.900	10 =	3.6	11.450	21	46.250	21	51.175	97.425	22
19	Talesha	Stylianou	South West	L3-South West	L3	3.5	12.000	19 =	3.1	11.100	22 =	4.1	11.050	25 =	4.0	11.850	11	46.000	22 =	0.000	46.000	32
35	Lucy	Turner	North West	L3-North West	L3	4.0	12.400	10 =	2.9	11.100	22 =	4.0	11.200	23	3.7	11.300	24 =	46.000	22 =	54.275	100.275	18
40	Louise	Akers	Yorkshire	L3-Yorkshire	L3	3.5	13.000	1	2.9	11.100	22 =	3.2	10.150	39	3.6	11.250	28 =	45.500	24	0.000	45.500	33
13	Seia	Kent	South East	L3-South East	L3	3.5	11.800	27 =	2.7	10.750	31	3.1	11.400	22	3.6	11.400	22 =	45.350	25	54.725	100.075	19
33	Ami	Evans	North West	L3-North West	L3	4.0	12.300	14 =	2.7	10.300	34	3.8	10.850	28	4.1	11.500	17 =	44.950	26	0.000	44.950	34
3	Pretoria	Drever	Scotland	L3-Scotland	L3	3.5	12.250	16 =	2.1	9.800	37	2.8	11.050	25 =	3.0	11.600	14 =	44.700	27 =	0.000	44.700	35 =
14	Evie	Lamb	South East	L3-South East	L3	3.5	12.500	8	3.1	11.550	14 =	3.5	10.500	34	3.0	10.150	42	44.700	27 =	0.000	44.700	35 =
25	Evie	Lawrence	Wales	L3-Wales	L3	3.5	11.400	40 =	3.1	11.250	19 =	2.9	10.650	31	3.7	11.300	24 =	44.600	29	0.000	44.600	37
44	Scarlett	Williams	East Midlands	L3-East Midlands	L3	4.0	9.450	45	3.5	11.500	16 =	4.0	12.250	6 =	3.8	11.000	35 =	44.200	30	0.000	44.200	38
23	Shani	Wright	West Midlands	L3-West Midlands	L3	4.0	11.100	43 =	2.9	11.000	30	3.9	11.000	27	3.8	10.850	38	43.950	31	0.000	43.950	39
37	Lauren	Matthews	South	L3-South	L3	4.0	11.500	38 =	3.0	10.700	32	3.9	10.400	36	3.2	10.950	37	43.550	32	0.000	43.550	40
8	Danielle	Tabios	East	L3-East	L3	3.5	11.850	25 =	2.1	8.050	45	4.0	12.300	5	3.8	11.250	28 =	43.450	33	0.000	43.450	41
7	Alyah	Schultz	East	L3-East	L3	4.0	11.800	27 =	2.8	9.450	39 =	3.3	10.550	32 =	3.5	11.500	17 =	43.300	34	52.850	96.150	23
15	Amy	Spaul	South East	L3-South East	L3	3.5	11.500	38 =	3.7	11.100	22 =	2.4	9.950	40	3.5	10.500	39	43.050	35	0.000	43.050	42
34	Leigha	O'Donnell	North West	L3-North West	L3	4.0	11.950	24	2.1	9.250	41 =	4.0	10.550	32 =	3.8	11.000	35 =	42.750	36	0.000	42.750	43
95	Abigail	Coffey	North West	L3-North West	L3	3.5	11.600	36	2.7	10.050	36	3.8	11.550	17	3.0	9.500	45	42.700	37	0.000	42.700	44
1	Kerys	Currie	Scotland	L3-Scotland	L3	3.5	11.550	37	2.1	9.500	38	2.9	10.350	37	2.9	11.050	33 =	42.450	38 =	0.000	42.450	45 =
4	Leah	Reid	Scotland	L3-Scotland	L3	3.5	11.750	30 =	2.7	9.450	39 =	3.3	9.750	41	3.5	11.500	17 =	42.450	38 =	0.000	42.450	45 =
12	Anna	Hughes	South East	L3-South East	L3	3.5	11.400	40 =	2.8	10.150	35	3.4	10.450	35	3.2	10.300	40	42.300	40	51.550	93.850	25
6	Devon	Allen	East	L3-East	L3	3.5	11.100	43 =	2.8	10.500	33	2.9	9.450	44	3.8	11.050	33 =	42.100	41	55.900	98.000	21
41	Nina	Deery	Yorkshire	L3-Yorkshire	L3	4.0	12.000	19 =	3.1	11.250	19 =	3.4	8.500	45	2.9	9.900	43 =	41.650	42 =	0.000	41.650	47
11	Elisha	Yorke	North	L3-North	L3	4.0	11.650	33 =	2.8	9.200	43	3.3	9.650	43	3.5	11.150	32	41.650	42 =	53.050	94.700	24
2	Mia	Docherty	Scotland	L3-Scotland	L3	3.5	11.850	25 =	2.1	9.250	41 =	3.8	9.700	42	2.5	9.850	44	40.650	44	0.000	40.650	48
42	Madison	Newell	East Midlands	L3-East Midlands	L3	3.5	11.650	33 =	2.1	8.300	44	4.0	10.300	38	3.8	10.250	41	40.500	45	49.375	89.875	26

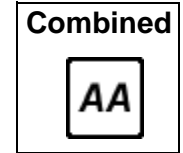

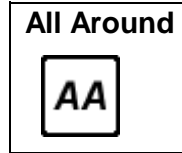
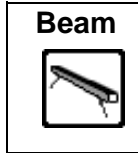

Women's Artistic National Age Groups
Voluntary Levels 4,3,2



L2

No	Name		Club	Team	Comp	D	VT		D	UB		D	BB		D	FX		AA		Prev Score	Combined	
127	Taeja	James	City of Birmingham		L2	3.8	12.600	7	4.1	13.000	1	4.7	13.000	2	4.4	12.900	1	51.500	1	50.300	101.800	1
110	Jolie	Ruckley	Cardiff Olympic		L2	4.0	12.400	11 =	4.3	11.700	5	4.5	12.550	4 =	4.5	12.650	2 =	49.300	2	46.125	95.425	4
115	Courtney	Burton	South Durham		L2	3.8	12.750	5	4.0	11.850	4	4.0	12.250	6	4.0	12.300	8	49.150	3 =	47.625	96.775	3
118	Ellee	Cheetham	City Of Manchester		L2	3.8	12.950	3	4.1	12.550	2	4.6	11.200	13	4.1	12.450	4 =	49.150	3 =	48.150	97.300	2
109	Megan	Splain	Sapphire		L2	3.8	13.000	2	2.9	10.950	7	3.7	12.550	4 =	4.0	12.450	4 =	48.950	5	0.000	48.950	13
126	Laura	Kaletha	Notts		L2	3.8	12.400	11 =	3.6	12.000	3	4.7	11.950	8	4.5	12.350	7	48.700	6	0.000	48.700	14
122	Emily	Gibson	Europa		L2	4.0	12.150	17	1.6	9.800	18	4.5	13.250	1	4.2	12.650	2 =	47.850	7	0.000	47.850	15
107	Stephanie	Ponder	Sapphire		L2	4.0	12.200	16	2.9	10.700	8	3.7	12.150	7	4.2	12.450	4 =	47.500	8	0.000	47.500	16 =
103	Tia	Andrews	Heathrow		L2	3.8	12.850	4	3.6	10.500	11 =	4.1	11.750	11	4.3	11.350	16	46.450	9	32.225	78.675	10
120	Laura Jane	Core	West Lothian		L2	2.6	11.300	19 =	2.0	10.400	13 =	4.2	12.600	3	4.1	11.700	14	46.000	10 =	0.000	46.000	18 =
105	Phoebe	Ruggins	Heathrow		L2	3.8	12.450	10	3.3	11.100	6	4.0	10.500	17 =	4.3	11.950	10	46.000	10 =	0.000	46.000	18 =
102	Maisie	Lloyd-Jones	Portsmouth		L2	4.0	12.500	9	3.5	10.550	10	4.4	10.800	15	4.4	12.100	9	45.950	12	0.000	45.950	20
104	Chiara	Bunce	Heathrow		L2	3.8	12.550	8	4.1	10.650	9	4.1	11.150	14	4.2	11.500	15	45.850	13	42.700	88.550	9
113	Kelsey Ann	Moore	City Of Liverpool		L2	3.8	12.650	6	2.6	9.950	17	4.3	11.900	9 =	4.0	11.150	17	45.650	14	46.325	91.975	5
108	Alyieana	Rahim	Sapphire		L2	3.8	13.150	1	2.9	10.400	13 =	3.2	9.750	21	4.0	11.900	11	45.200	15	0.000	45.200	21
101	Amelia	Rogers	Portsmouth		L2	4.0	12.300	13 =	3.4	10.500	11 =	4.0	11.600	12	4.0	10.550	18 =	44.950	16	0.000	44.950	22
125	Alissia	Barlow	Notts		L2	3.8	12.300	13 =	3.6	10.100	15	3.3	10.350	19	4.0	11.800	12	44.550	17	44.325	88.875	7
123	Larisha	Lee	Milton Keynes		L2	3.8	12.300	13 =	2.0	9.750	19 =	4.1	11.900	9 =	4.3	10.500	20 =	44.450	18	44.175	88.625	8
114	Lauren	Ali	Cardiff Central		L2	4.0	12.100	18	1.8	9.750	19 =	3.3	10.300	20	4.2	11.750	13	43.900	19	47.250	91.150	6
124	Olivia	Constable	City of Bristol		L2	3.8	11.300	19 =	1.7	9.750	19 =	3.8	10.550	16	3.3	10.550	18 =	42.150	20	0.000	42.150	23
112	Corinna	Towler	Horsham		L2	2.6	11.200	21	1.2	7.100	22	2.3	10.500	17 =	3.3	10.500	20 =	39.300	21	0.000	39.300	24
111	Eleanor	Green	Tameside		L2	0.0	0.000	22 =	3.0	10.050	16	0.0	0.000	22 =	0.0	0.000	22 =	10.050	22	42.325	52.375	11


Women's Artistic National Age Groups
Voluntary Levels 4,3,2



L4

No	Name	Club	Team	Comp	D	VT		D	UB		D	BB		D	FX		AA		Prev Score		Combined		
219	Halle	Hilton	East	L4-East	L4	4.0	12.900	2	3.7	12.850	6	3.8	12.750	1	3.5	12.250	2	50.750	1	62.000		112.750	1
223	Drew	Drury	South East	L4-South East	L4	4.0	12.500	7	3.4	12.900	4	3.5	12.500	2	3.3	12.250	2	50.150	2	61.450		111.600	2
210	Sasha	King	South West	L4-South West	L4	4.0	12.600	3	3.5	12.850	6	3.6	12.400	6	3.6	12.100	6	49.950	3	60.100		110.050	7
222	Amanda	Cook	South East	L4-South East	L4	3.5	12.600	3	3.4	12.600	16	3.2	11.900	14	3.5	12.300	1	49.400	4	60.850		110.250	6
217	Ondine	Achampong	East	L4-East	L4	3.5	12.250	12	3.3	12.600	16	3.8	12.500	2	3.6	12.000	8	49.350	5	61.850		111.200	3
204	Amber	Pemberton-Jandu	West Midlands	L4-West Midlands	L4	4.0	12.500	7	3.4	12.800	8	3.7	12.350	8	3.4	11.700	18	49.350	5	57.300		106.650	19
230	Lauren	Mccormack	Scotland	L4-Scotland	L4	4.0	12.150	14	3.4	12.550	19	3.5	12.450	5	3.4	12.000	8	49.150	7	61.800		110.950	4
232	Abigail	English	South	L4-South	L4	4.0	12.300	11	3.5	12.750	11	3.5	12.200	11	3.4	11.850	13	49.100	8	0.000		49.100	53
220	Molly	Howland	East	L4-East	L4	3.5	11.800	29	3.8	12.950	3	3.8	12.400	6	3.6	11.850	13	49.000	9	61.000		110.000	8
214	Samanta	Katkevica	London	L4-London	L4	4.0	13.100	1	3.7	13.000	2	4.0	10.950	33	3.9	11.900	10	48.950	10	57.750		106.700	18
255	Isla	Lees	East Midlands	L4-East Midlands	L4	4.0	11.800	29	3.4	12.800	8	4.0	12.200	11	3.9	12.150	4	48.950	10	60.200		109.150	11
249	Leah	Greenland	North	L4-North	L4	4.0	11.800	29	3.4	12.700	13	3.8	12.500	2	3.5	11.900	10	48.900	12	60.850		109.750	9
213	Desharne	Bent-Ashmeil	London	L4-London	L4	3.5	12.000	20	3.5	13.200	1	3.6	11.450	23	3.6	12.150	4	48.800	13	61.700		110.500	5
228	Anna	Hollins	Scotland	L4-Scotland	L4	4.0	11.800	29	3.5	12.750	11	3.8	12.300	9	3.4	11.800	15	48.650	14	60.950		109.600	10
238	Shanna-Kae	Grant	Yorkshire	L4-Yorkshire	L4	3.5	12.050	16	3.4	12.800	8	3.6	11.900	14	3.0	11.500	22	48.250	15	60.750		109.000	13
218	Alyssa	Fellgett	East	L4-East	L4	3.5	12.000	20	3.5	12.600	16	3.6	12.300	9	3.5	11.300	27	48.200	16	60.850		109.050	12
248	Lydia-May	Collins	North	L4-North	L4	4.0	11.450	47	3.5	12.700	13	3.7	12.200	11	3.4	11.700	18	48.050	17	59.750		107.800	14
216	Lily	Zentner	London	L4-London	L4	3.5	12.600	3	3.6	11.950	45	3.4	11.600	18	3.4	11.900	10	48.050	17	57.750		105.800	20
225	Ai Mei	Lummis	South East	L4-South East	L4	3.5	11.900	26	3.3	12.300	32	2.9	11.550	22	3.4	12.050	7	47.800	19	57.500		105.300	23
254	Ramiyah	Kofi	East Midlands	L4-East Midlands	L4	4.0	11.950	23	3.4	12.550	19	3.7	11.850	16	3.6	11.400	24	47.750	20	58.050		105.800	20
202	Jacinta	Brackley	West Midlands	L4-West Midlands	L4	4.0	12.600	3	3.4	12.400	25	3.7	11.600	18	3.4	10.950	41	47.550	21	59.300		106.850	17
233	Summa	Hammond	South	L4-South	L4	3.5	12.000	20	3.4	11.850	47	3.4	11.750	17	3.4	11.700	18	47.300	22	59.800		107.100	15
250	Georgia	Hewison	North	L4-North	L4	3.5	11.650	39	3.4	12.900	4	3.6	11.600	18	3.5	11.050	38	47.200	23	57.000		104.200	29
208	Isabel	Thomas	Wales	L4-Wales	L4	3.5	12.100	15	3.5	12.450	24	3.2	11.300	24	3.4	11.350	25	47.200	23	58.150		105.350	22
201	Elysia	Ashton	West Midlands	L4-West Midlands	L4	4.0	12.400	10	3.4	12.500	22	2.9	11.250	26	3.4	11.000	39	47.150	25	56.500		103.650	31
207	Amelia	Thomas	Wales	L4-Wales	L4	3.5	11.800	29	3.5	12.500	22	3.1	11.100	31	3.4	11.750	16	47.150	25	57.500		104.650	25
215	Alice	McLoughlin	London	L4-London	L4	4.0	12.450	9	3.4	12.100	41	3.3	11.200	27	3.5	11.350	25	47.100	27	0.000		47.100	54
224	Sorrel	Kennedy-Dyson	South East	L4-South East	L4	3.5	11.850	27	3.4	12.350	29	3.0	11.150	29	3.5	11.750	16	47.100	27	59.900		107.000	16
212	Alice	Wintle	South West	L4-South West	L4	3.5	11.750	35	3.4	12.300	32	3.8	11.300	24	3.4	11.450	23	46.800	29	0.000		46.800	55
241	Amira	Hojeij	Tolworth		L4	3.5	12.050	16	3.4	12.250	34	3.4	10.900	37	3.3	11.550	21	46.750	30	55.500		102.250	36
203	Tamzin	Hughes	West Midlands	L4-West Midlands	L4	4.0	12.050	16	3.4	12.400	25	3.7	10.950	33	3.4	11.250	30	46.650	31	57.950		104.600	26
234	Georgia	Pickford	South	L4-South	L4	3.5	11.450	47	3.4	12.350	29	3.5	11.200	27	3.3	11.100	37	46.100	32	0.000		46.100	56
257	Charlotte	Anderson-Priddie	Milton Keynes		L4	3.5	11.750	35	3.4	12.050	43	3.2	10.900	37	3.5	11.250	30	45.950	33	58.300		104.250	28
209	Emily	Edge	South West	L4-South West	L4	3.5	11.300	53	3.4	12.550	19	3.1	10.650	41	3.4	11.250	30	45.750	34	0.000		45.750	57
231	Chloe	Weston	Llanelli		L4	3.5	11.500	44	3.4	11.900	46	3.6	10.950	33	3.3	11.250	30	45.600	35	57.100		102.700	32
243	Evie	Ferguson	North West	L4-North West	L4	3.5	11.350	51	3.5	12.700	13	3.3	10.600	43	3.5	10.900	42	45.550	36	58.750		104.300	27
221	Clara	Rimini	Hendon		L4	3.5	11.400	50	3.4	12.400	25	3.7	11.600	18	2.8	9.850	53	45.250	37	57.400		102.650	34
297	Claudia	Garner	South	L4-South	L4	3.5	11.750	35	3.4	12.200	36	3.1	10.450	46	2.8	10.850	43	45.250	37	53.200		98.450	42
226	Teagan	Andrews	Bristol Hawks		L4	3.5	11.450	47	3.4	12.400	25	3.2	10.650	41	3.3	10.700	47	45.200	39	60.000		105.200	24
211	Elize	Waits	South West	L4-South West	L4	3.5	11.600	40	3.4	12.150	39	3.7	10.600	43	3.4	10.850	43	45.200	39	57.150		102.350	35
256	Mae	Wilkinson	East Midlands	L4-East Midlands	L4	3.5	11.950	23	3.0	11.200	50	3.5	10.850	39	3.5	11.200	36	45.200	39	54.150		99.350	39
247	Lili-Mae	Snuggs	Abingdon		L4	3.5	12.050	16	3.4	12.250	34	2.9	9.600	50	3.6	11.250	30	45.150	42	53.850		99.000	40
246	Lucy	Swann	North West	L4-North West	L4	3.5	11.600	40	3.4	12.150	39	3.6	10.950	33	3.6	10.400	50	45.100	43	51.550		96.650	45
242	Grace	Davison	Tolworth		L4	3.5	11.950	23	3.0	11.300	49	3.0	10.550	45	3.5	11.300	27	45.100	43	53.800		98.900	41

Women's Artistic National Age Groups
Voluntary Levels 4,3,2

Vault 	Bars 	Beam 	Floor 	All Around 	Previous	Combined 
---	--	--	---	--	-----------------	--

227	Teagan	Batho	Scotland	L4-Scotland	L4	3.5	11.600	40 =	3.4	12.100	41 =	3.2	10.150	49	3.4	11.000	39 =	44.850	45 =	59.000		103.850	30
229	Brooke	Masson	Scotland	L4-Scotland	L4	3.5	11.700	38	3.4	12.350	29 =	3.7	10.400	47	2.7	10.400	50 =	44.850	45 =	56.150		101.000	37
236	Olivia	Benson-Stelling	City Of Worcester		L4	3.5	11.600	40 =	3.4	12.200	36 =	3.6	10.250	48	3.3	10.700	47 =	44.750	47	52.550		97.300	44
244	Molly	Mcgowan	North West	L4-North West	L4	4.0	11.850	27 =	3.6	10.900	51	3.8	11.100	31 =	3.6	10.750	46	44.600	48	0.000		44.600	58
206	Alys	Le Roux	Wales	L4-Wales	L4	3.5	11.500	44 =	2.8	10.700	52	2.8	11.150	29 =	3.3	10.850	43 =	44.200	49	0.000		44.200	59
205	Ellie	Davies	Wales	L4-Wales	L4	3.5	11.800	29 =	3.4	12.000	44	3.1	9.050	53	3.4	11.250	30 =	44.100	50	55.450		99.550	38
245	Ebony	Raw	North West	L4-North West	L4	4.0	12.250	12 =	2.9	10.600	53	3.7	10.750	40	3.1	10.350	52	43.950	51	58.750		102.700	32 =
253	Madison	Jurkowski	East Midlands	L4-East Midlands	L4	3.5	11.350	51 =	3.0	11.400	48	3.2	9.400	51	3.5	11.300	27 =	43.450	52	0.000		43.450	60
240	Emma Kate	Maleham	Yorkshire	L4-Yorkshire	L4	3.5	11.500	44 =	3.5	12.200	36 =	2.5	9.100	52	3.6	10.500	49	43.300	53	55.050		98.350	43