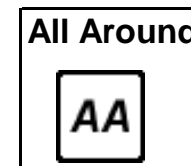

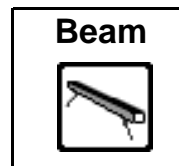
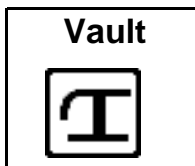


# 2015 Grades 4321

## Women's Artistic

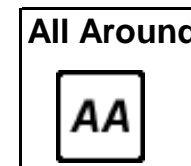

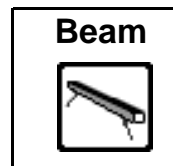
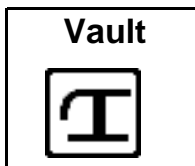


Gr4

No	Name	Club	Team	Comp	D	VT			D	UB		D	BB		D	FX		D	RC		AA		
13	Claudia	Garner	South	Gr4-South	Gr4	4.0	13.100	13	=	4.0	13.150	9	=	4.0	12.600	2	=	4.0	13.350	2	=	64.550	1
51	Isabella	Fletcher	London	Gr4-London	Gr4	4.0	12.900	20	=	4.0	13.450	1	=	4.0	12.500	4	=	4.0	13.400	1	=	64.400	2
52	Jessica	Gadirova	London	Gr4-London	Gr4	4.0	13.300	4	=	4.0	13.400	2	=	4.0	12.150	11	=	4.0	13.000	10	=	64.200	3
24	Emma	Routs	North West	Gr4-North West	Gr4	4.0	13.150	10	=	4.0	13.200	4	=	4.0	12.700	1	=	4.0	13.350	2	=	64.150	4
42	Sasha	Cherry	East	Gr4-East	Gr4	4.0	12.950	19	=	4.0	13.150	9	=	4.0	12.600	2	=	4.0	13.150	8	=	63.400	5
14	Maisie	Gibson	South	Gr4-South	Gr4	4.0	13.100	13	=	4.0	13.200	4	=	4.0	11.950	14	=	4.0	12.550	26	=	63.250	6
43	Liliana	Moring	East	Gr4-East	Gr4	4.0	13.200	8	=	4.0	13.150	9	=	4.0	12.200	8	=	4.0	12.900	13	=	63.200	7
20	Charlotte	Moralee	North of England	Gr4-North of England	Gr4	4.0	13.150	10	=	4.0	13.150	9	=	4.0	11.900	15	=	4.0	13.050	9	=	63.200	7
23	Sofia	Rodriquez Mendoza	North West	Gr4-North West	Gr4	4.0	12.500	40	=	4.0	12.900	23	=	4.0	12.150	11	=	4.0	13.350	2	=	63.100	9
45	Ella	Tomlin	East	Gr4-East	Gr4	4.0	13.450	2	=	4.0	13.250	3	=	4.0	12.250	6	=	3.5	13.000	10	=	62.950	10
50	Ella	Little	London	Gr4-London	Gr4	4.0	12.900	20	=	4.0	13.050	15	=	4.0	11.800	18	=	4.0	13.300	5	=	62.900	11
40	Skyla	Sims	Wales	Gr4-Wales	Gr4	4.0	12.700	36	=	4.0	13.200	4	=	4.0	11.750	20	=	4.0	13.300	5	=	62.800	12
7	Isabel	Morgan	East Midlands	Gr4-East Midlands	Gr4	4.0	12.650	37	=	4.0	12.600	43	=	4.0	12.150	11	=	4.0	13.250	7	=	62.250	13
2	Shannon	Bielby	Yorkshire	Gr4-Yorkshire	Gr4	4.0	13.150	10	=	4.0	13.000	18	=	4.0	11.650	25	=	4.0	12.700	20	=	62.050	14
22	Libby	Kilbourne	North West	Gr4-North West	Gr4	4.0	12.750	33	=	4.0	13.050	15	=	4.0	11.600	26	=	4.0	12.850	14	=	61.950	15
38	Imogen	Shaw-Davies	Wales	Gr4-Wales	Gr4	4.0	12.500	40	=	4.0	12.900	23	=	4.0	12.350	5	=	4.0	12.200	33	=	61.850	16
41	Elin	Burnett	Wales	Gr4-Wales	Gr4	4.0	12.750	33	=	4.0	12.700	39	=	4.0	12.250	6	=	4.0	12.550	26	=	61.800	17
12	Sian	Meadows	South West	Gr4-South West	Gr4	4.0	12.750	33	=	4.0	12.800	33	=	4.0	11.700	23	=	4.0	12.600	25	=	61.750	18
44	Hollie	Ofori-Sampong	East	Gr4-East	Gr4	4.0	13.500	1	=	4.0	12.250	49	=	4.0	11.500	29	=	4.0	12.850	14	=	61.750	18
18	Laura	Nelson	North of England	Gr4-North of England	Gr4	4.0	13.300	4	=	4.0	12.900	23	=	4.0	11.800	18	=	4.0	12.250	32	=	61.650	20
48	Lalita	Hirani	Scotland	Gr4-Scotland	Gr4	4.0	13.100	13	=	4.0	12.600	43	=	4.0	12.200	8	=	4.0	12.300	30	=	61.650	20
3	Lauren	Hayes	Yorkshire	Gr4-Yorkshire	Gr4	4.0	13.000	17	=	4.0	12.900	23	=	4.0	11.700	23	=	4.0	12.300	30	=	61.600	22
35	Jodie	Graves	South East	Gr4-South East	Gr4	4.0	12.400	43	=	4.0	12.850	29	=	4.0	12.200	8	=	3.5	12.700	20	=	61.550	23
16	Amelie	Thorne	South	Gr4-South	Gr4	4.0	12.800	28	=	4.0	13.000	18	=	3.5	11.050	36	=	4.0	12.850	14	=	61.550	23
6	Alice	Knights	East Midlands	Gr4-East Midlands	Gr4	4.0	13.300	4	=	4.0	12.850	29	=	4.0	11.050	36	=	4.0	12.750	18	=	61.400	25
25	Caitlin	Pooke	North West	Gr4-North West	Gr4	4.0	13.100	13	=	4.0	12.400	47	=	4.0	11.250	31	=	4.0	13.000	10	=	61.400	25
39	Hannah	Rees	Wales	Gr4-Wales	Gr4	4.0	13.000	17	=	4.0	13.000	18	=	4.0	11.850	16	=	3.5	11.500	44	=	61.150	27
26	Sophia	Booth	West Midlands	Gr4-West Midlands	Gr4	4.0	13.350	3	=	4.0	12.800	33	=	4.0	11.600	26	=	4.0	12.000	38	=	61.150	27
17	Harriet	Gibson	North of England	Gr4-North of England	Gr4	4.0	12.900	20	=	4.0	12.900	23	=	4.0	11.250	31	=	4.0	12.700	20	=	61.100	29
11	Sarah	Etheridge	South West	Gr4-South West	Gr4	4.0	12.550	39	=	4.0	13.000	18	=	4.0	10.800	40	=	4.0	12.800	17	=	60.950	30

# 2015 Grades 4321

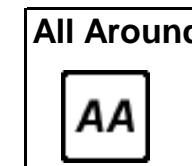


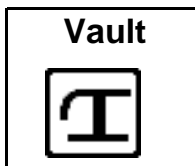
## Women's Artistic



46	Lara	Storrie	Scotland	Gr4-Scotland	Gr4	4.0	12.900	20	=	4.0	13.050	15	=	4.0	11.750	20	=	4.0	11.350	36	=	3.0	11.350	46		60.400	31		
27	Anna	Bambook	West Midlands	Gr4-West Midlands	Gr4	4.0	12.200	47	=	4.0	12.700	39	=	4.0	11.100	34	=	4.0	11.650	22	=	4.0	12.700	20	=	60.350	32		
29	Tori	Markham	West Midlands	Gr4-West Midlands	Gr4	4.0	12.900	20	=	4.0	12.750	35	=	4.0	11.750	20	=	3.5	10.750	48	=	3.5	12.150	34	=	60.300	33		
36	Millie	Craven	South East	Gr4-South East	Gr4	4.0	12.350	44	=	4.0	13.200	4	=	4.0	11.550	28		3.5	10.450	50	=	4.0	12.550	26	=	60.100	34		
15	Zoe	Pugsley	South	Gr4-South	Gr4	4.0	12.900	20	=	4.0	12.300	48		4.0	11.250	31	=	4.0	11.700	18	=	3.5	11.850	40		60.000	35	=	
8	Grace	Ally	East Midlands	Gr4-East Midlands	Gr4	4.0	12.800	28	=	4.0	12.150	50		4.0	11.850	16	=	4.0	11.300	40	=	3.5	11.900	39		60.000	35	=	
28	Kelsie	Clohessy-Daly	West Midlands	Gr4-West Midlands	Gr4	4.0	12.350	44	=	4.0	13.150	9	=	4.0	10.900	39		4.0	11.800	13	=	3.0	11.550	42	=	59.750	37		
47	Abbie	Nicholl	Scotland	Gr4-Scotland	Gr4	4.0	12.850	27		4.0	12.700	39	=	3.5	10.050	47	=	4.0	11.300	40	=	4.0	12.650	24		59.550	38		
34	Lucy	Gunn	South East	Gr4-South East	Gr4	4.0	13.300	4	=	4.0	13.000	18	=	3.0	10.450	45		4.0	11.700	18	=	2.5	10.950	49		59.400	39	=	
37	Poppy	Griggs	South East	Gr4-South East	Gr4	4.0	12.150	49	=	4.0	12.750	35	=	4.0	10.800	40	=	4.0	11.550	26	=	4.0	12.150	34	=	59.400	39	=	
1	Isabel	Ritchie	Yorkshire	Gr4-Yorkshire	Gr4	4.0	12.050	51	=	4.0	12.850	29	=	4.0	10.950	38		4.0	11.200	43	=	3.5	12.150	34	=	59.200	41		
10	Isabel	Ostling	South West	Gr4-South West	Gr4	4.0	12.800	28	=	4.0	13.150	9	=	3.5	10.000	49	=	4.0	11.550	26	=	3.5	11.550	42	=	59.050	42		
49	Eilidh	Gorrell	Scotland	Gr4-Scotland	Gr4	4.0	12.200	47	=	4.0	12.650	42		4.0	11.100	34	=	4.0	11.350	36	=	3.0	11.450	45		58.750	43		
32	Leah	Bibby	Isle Of Man	Gr4-Isle Of Man	Gr4	4.0	12.900	20	=	4.0	12.750	35	=	4.0	10.600	44		4.0	10.750	48	=	4.0	11.700	41		58.700	44		
9	Violet	Browne	South West	Gr4-South West	Gr4	4.0	12.300	46		4.0	12.750	35	=	3.0	9.400	52		4.0	11.350	36	=	4.0	12.750	18	=	58.550	45		
4	Isla	Waddington	Yorkshire	Gr4-Yorkshire	Gr4	4.0	12.650	37	=	4.0	12.900	23	=	4.0	9.600	51		4.0	10.900	47		4.0	12.450	29		58.500	46		
33	Maya	Kewley	Isle Of Man	Gr4-Isle Of Man	Gr4	4.0	13.200	8	=	4.0	12.600	43	=	4.0	10.750	43		4.0	11.200	43	=	2.5	10.250	52		58.000	47		
53	Ellarae	Quist	London	Gr4-London	Gr4	4.0	12.500	40	=	4.0	13.200	4	=	4.0	10.050	47	=	4.0	11.850	9	=	2.0	10.300	51		57.900	48	=	
5	Charlotte	Thomas	East Midlands	Gr4-East Midlands	Gr4	4.0	12.150	49	=	4.0	12.600	43	=	3.5	10.800	40	=	4.0	11.250	42		2.5	11.100	48		57.900	48	=	
30	Grace	Roberts	Isle Of Man	Gr4-Isle Of Man	Gr4	4.0	12.800	28	=	4.0	12.850	29	=	4.0	10.200	46		4.0	11.200	43	=	3.0	10.650	50		57.700	50		
19	Emily	Marsden	North of England	Gr4-North of England	Gr4	4.0	12.800	28	=	4.0	11.550	52		4.0	11.400	30		3.5	9.350	52		4.0	12.050	37		57.150	51		
31	Jenna	Nicol	Isle Of Man	Gr4-Isle Of Man	Gr4	4.0	12.050	51	=	4.0	12.100	51		3.5	10.000	49	=	3.5	10.450	50	=	3.5	11.250	47		55.850	52		

# 2015 Grades 4321

## Women's Artistic

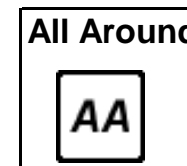


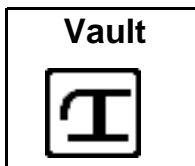


Gr3

No	Name	Club	Team	Comp	D	VT			D	UB		D	BB		D	FX		D	RC		AA							
74	Katie Lily	Jones	South West	Gr3-South West	Gr3	4.0	13.200	8	=	4.0	12.800	24	=	4.0	12.450	1	=	4.0	11.950	12	=	4.0	13.300	3	=	63.700	1	
62	Emer	Hancock	West Midlands	Gr3-West Midlands	Gr3	4.0	13.100	12	=	4.0	13.100	2	=	4.0	12.200	5	=	4.0	11.900	14	=	4.0	13.300	3	=	63.600	2	
55	Rachel	Heron	North West	Gr3-North West	Gr3	4.0	13.300	4	=	4.0	12.700	33	=	4.0	12.150	6	=	4.0	12.250	4	=	4.0	13.050	12	=	63.450	3	
68	Amira	Hojeij	South East	Gr3-South East	Gr3	4.0	13.100	12	=	4.0	12.950	14	=	4.0	11.700	14	=	4.0	12.200	5	=	4.0	13.150	9	=	63.100	4	
63	Kristelle	De Leon	West Midlands	Gr3-West Midlands	Gr3	4.0	12.900	23	=	4.0	12.900	19	=	4.0	12.450	1	=	4.0	12.100	8	=	3.5	12.650	30	=	63.000	5	
77	Alice	Wintle	South West	Gr3-South West	Gr3	4.0	13.200	8	=	4.0	13.000	8	=	4.0	12.250	4	=	4.0	12.150	6	=	3.5	12.250	40	=	62.850	6	
73	Menna	Watkins	Wales	Gr3-Wales	Gr3	4.0	13.350	1	=	4.0	13.050	4	=	4.0	12.000	7	=	3.5	11.600	27	=	4.0	12.700	26	=	62.700	7	
71	Chloe	Weston	Wales	Gr3-Wales	Gr3	4.0	13.050	15	=	4.0	13.100	2	=	4.0	11.650	16	=	4.0	12.050	9	=	4.0	12.800	25	=	62.650	8	
89	Jennifer	Gadirova	London	Gr3-London	Gr3	4.0	12.700	41	=	4.0	13.050	4	=	4.0	11.850	12	=	3.5	11.700	24	=	4.0	13.200	7	=	62.500	9	
79	Amber	Pellici	East	Gr3-East	Gr3	4.0	12.950	21	=	4.0	12.800	24	=	4.0	12.000	7	=	4.0	11.450	31	=	4.0	13.300	3	=	62.500	9	
72	Ella	Davies	Wales	Gr3-Wales	Gr3	4.0	13.250	6	=	4.0	13.000	8	=	4.0	11.200	27	=	4.0	11.900	14	=	4.0	13.000	17	=	62.350	11	
86	Louise	Darcy	London	Gr3-London	Gr3	4.0	13.000	18	=	4.0	12.900	19	=	4.0	11.850	12	=	4.0	12.050	9	=	4.0	12.500	35	=	62.300	12	
102	Hannah	Peggs	North of England	Gr3-North of England	Gr3	4.0	12.800	31	=	4.0	12.800	24	=	4.0	11.900	10	=	3.5	11.450	31	=	4.0	13.300	3	=	62.250	13	
81	Chloee	Tomlin	East	Gr3-East	Gr3	4.0	13.250	6	=	4.0	12.900	19	=	4.0	10.850	38	=	4.0	11.850	16	=	4.0	13.400	1	=	62.250	13	
70	Anya	Niven	Wales	Gr3-Wales	Gr3	4.0	13.050	15	=	4.0	13.050	4	=	4.0	10.750	39	=	4.0	12.300	1	=	4.0	12.950	21	=	62.100	15	
76	Katie	Francis	South West	Gr3-South West	Gr3	4.0	13.350	1	=	4.0	12.850	22	=	4.0	10.550	42	=	4.0	12.300	1	=	4.0	13.050	12	=	62.100	15	
69	Grace	Davison	South East	Gr3-South East	Gr3	4.0	13.150	10	=	4.0	13.000	8	=	4.0	11.650	16	=	4.0	11.800	19	=	4.0	12.450	37	=	62.050	17	
67	Scarlett	Tidy	South East	Gr3-South East	Gr3	4.0	12.750	37	=	4.0	12.750	27	=	4.0	11.700	14	=	4.0	11.750	21	=	4.0	13.000	17	=	61.950	18	
80	Charlotte	Mitchell	East	Gr3-East	Gr3	4.0	13.300	4	=	4.0	12.750	27	=	4.0	11.050	31	=	4.0	11.950	12	=	4.0	12.850	22	=	61.900	19	
65	Dinah	Pisoni	West Midlands	Gr3-West Midlands	Gr3	4.0	12.900	23	=	4.0	13.000	8	=	3.5	10.900	36	=	4.0	11.850	16	=	4.0	13.150	9	=	61.800	20	
92	Charlie	Turner	Yorkshire	Gr3-Yorkshire	Gr3	4.0	13.000	18	=	4.0	12.700	33	=	4.0	11.300	22	=	3.5	11.250	37	=	4.0	13.400	1	=	61.650	21	
78	Alice	Tall	East	Gr3-East	Gr3	4.0	12.900	23	=	4.0	12.850	22	=	4.0	10.900	36	=	4.0	11.750	21	=	4.0	13.200	7	=	61.600	22	
84	Isla	Raeburn-Potter	Scotland	Gr3-Scotland	Gr3	4.0	12.700	41	=	4.0	12.750	27	=	4.0	10.750	39	=	4.0	12.150	6	=	4.0	13.050	12	=	61.400	23	
97	Nyah	Reddyhough	South	Gr3-South	Gr3	4.0	12.800	31	=	4.0	12.950	14	=	4.0	11.250	24	=	4.0	11.650	26	=	4.0	12.700	26	=	61.350	24	
101	Katie	Leadbitter	North of England	Gr3-North of England	Gr3	4.0	12.550	48	=	4.0	12.950	14	=	4.0	11.050	31	=	4.0	11.550	29	=	4.0	13.050	12	=	61.150	25	
75	Carly	Cox	South West	Gr3-South West	Gr3	4.0	13.050	15	=	4.0	12.150	47	=	4.0	11.250	24	=	4.0	11.750	21	=	4.0	12.850	22	=	61.050	26	
66	Ai Mei	Lummis	South East	Gr3-South East	Gr3	4.0	12.650	46	=	4.0	12.950	14	=	4.0	11.200	27	=	4.0	12.000	11	=	3.5	12.200	42	=	61.000	27	
93	Elisa	Bronzini	Yorkshire	Gr3-Yorkshire	Gr3	4.0	13.350	1	=	4.0	13.200	1	=	4.0	11.000	35	=	4.0	12.300	1	=	3.0	11.100	49	=	60.950	28	
56	Alice	Mackinnon	North West	Gr3-North West	Gr3	4.0	13.000	18	=	4.0	12.500	39	=	4.0	11.300	22	=	3.5	11.050	42	=	4.0	13.100	11	=	60.950	28	
96	Summa	Hammond	South	Gr3-South	Gr3	4.0	12.750	37	=	4.0	13.050	4	=	4.0	11.600	18	=	3.5	11.250	37	=	3.0	12.200	42	=	60.850	30	

# 2015 Grades 4321

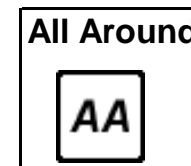


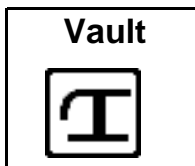
## Women's Artistic



90	Erin	Vallance	Yorkshire	Gr3-Yorkshire	Gr3	4.0	12.800	31 =	4.0	12.750	27 =	4.0	11.400	21	3.5	11.150	41	4.0	12.700	26 =	60.800	31	
103	Yasmin	Lane	North of England	Gr3-North of England	Gr3	4.0	12.900	23 =	4.0	12.300	44	4.0	11.100	30	4.0	11.850	16 =	4.0	12.550	33 =	60.700	32	
99	Lucy	Worthington	Isle Of Man	Gr3-Isle Of Man	Gr3	4.0	12.850	27 =	4.0	13.000	8 =	4.0	10.750	39 =	3.5	11.200	39 =	3.5	12.850	22 =	60.650	33	
95	Summer	Blake	South	Gr3-South	Gr3	4.0	12.850	27 =	4.0	12.950	14 =	4.0	12.300	<b>3</b>	3.5	10.900	46 =	3.5	11.600	47	60.600	34	
85	Lucia	Coggins	Scotland	Gr3-Scotland	Gr3	4.0	12.950	21 =	4.0	12.000	49 =	4.0	11.900	10 =	3.5	11.400	33 =	3.5	12.300	39	60.550	35	
94	Karley	Moreton	South	Gr3-South	Gr3	4.0	12.750	37 =	4.0	12.450	40	4.0	11.250	24 =	4.0	11.800	19 =	4.0	12.250	40 =	60.500	36	
82	Olivia	Young	Scotland	Gr3-Scotland	Gr3	4.0	12.800	31 =	4.0	13.000	8 =	4.0	11.450	19 =	4.0	11.700	24 =	3.0	11.500	48	60.450	37	
54	Mica	Drameh	North West	Gr3-North West	Gr3	4.0	13.100	12 =	4.0	12.650	36 =	4.0	10.400	44	4.0	11.350	36	4.0	12.550	33 =	60.050	38	
64	Isabella	Blackburn	West Midlands	Gr3-West Midlands	Gr3	4.0	13.150	10 =	4.0	12.750	27 =	4.0	9.900	47 =	4.0	11.200	39 =	4.0	13.000	17 =	60.000	39	
57	Sarah	Fard	North West	Gr3-North West	Gr3	4.0	12.800	31 =	4.0	12.700	33 =	3.5	10.450	43	3.5	10.900	46 =	4.0	13.050	12 =	59.900	40	
87	Harriet	Yap	London	Gr3-London	Gr3	4.0	12.850	27 =	4.0	11.850	51	3.5	11.050	31 =	4.0	11.600	27 =	3.5	12.450	37 =	59.800	41	
61	Saffron	Belfon	East Midlands	Gr3-East Midlands	Gr3	4.0	12.700	41 =	4.0	12.200	45 =	4.0	11.950	9	3.5	11.050	42 =	3.5	11.800	46	59.700	42 =	
88	Holly	Henson	London	Gr3-London	Gr3	4.0	12.750	37 =	4.0	12.650	36 =	4.0	11.150	29	3.0	10.150	50	4.0	13.000	17 =	59.700	42 =	
59	Mae	Wilkinson	East Midlands	Gr3-East Midlands	Gr3	4.0	12.850	27 =	4.0	12.550	38	4.0	10.250	45	4.0	11.500	30	4.0	12.500	35 =	59.650	44	
83	Scarlett	Thomson	Scotland	Gr3-Scotland	Gr3	4.0	12.350	50	4.0	12.750	27 =	4.0	11.450	19 =	3.5	11.400	33 =	3.0	10.750	50	58.700	45	
58	Lily	Moss	East Midlands	Gr3-East Midlands	Gr3	4.0	12.550	48 =	4.0	12.150	47 =	4.0	11.050	31 =	4.0	11.050	42 =	3.5	11.850	45	58.650	46 =	
91	Amy	Galea	Yorkshire	Gr3-Yorkshire	Gr3	4.0	12.700	41 =	4.0	12.400	41	4.0	9.850	49	3.5	11.000	45	4.0	12.700	26 =	58.650	46 =	
98	Abigail	Mellor	Isle Of Man	Gr3-Isle Of Man	Gr3	4.0	12.650	46 =	4.0	12.350	42 =	3.5	10.000	46	3.5	10.700	48	4.0	12.600	31 =	58.300	48	
104	Elisha	Yorke	North of England	Gr3-North of England	Gr3	4.0	12.800	31 =	4.0	12.350	42 =	4.0	9.900	47 =	3.5	10.550	49	4.0	12.100	44	57.700	49	
60	Caitlin	Woods	East Midlands	Gr3-East Midlands	Gr3	4.0	12.700	41 =	4.0	12.000	49 =	4.0	9.500	50	4.0	11.400	33 =	2.5	10.600	51	56.200	50	
100	Rhonda	Whittaker	Isle Of Man	Gr3-Isle Of Man	Gr3	4.0	12.250	51	4.0	12.200	45 =	3.5	8.800	51	4.0	10.000	51	4.0	12.600	31 =	55.850	51	

# 2015 Grades 4321

## Women's Artistic

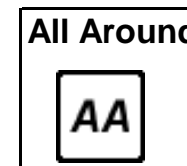

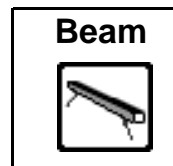
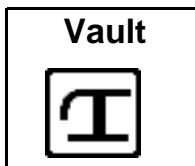


Gr2

No	Name	Club	Team	Comp	D	VT		D	UB		D	BB		D	FX		D	RC		AA							
141	Anais	Wroe	North West	Gr2-North West	Gr2	4.0	12.550	16	=	4.0	12.650	6	=	4.0	12.500	1	4.0	12.000	8	=	4.0	12.650	16	=	62.350	1	
128	Olivia	Morgan	Wales	Gr2-Wales	Gr2	4.0	12.450	24	=	4.0	12.550	12	=	4.0	11.850	7	4.0	12.200	4	=	4.0	12.800	13	=	61.850	2	
120	Emma	Hill	East	Gr2-East	Gr2	4.0	12.350	36	=	4.0	12.750	4	=	4.0	11.700	8	4.0	11.700	18	=	4.0	13.050	7	=	61.550	3	
139	Sian	Foster	North West	Gr2-North West	Gr2	4.0	12.750	7	=	4.0	12.150	26	=	4.0	11.450	12	=	4.0	12.500	1	=	3.5	12.650	16	=	61.500	4
138	Georgia	Hanna	North West	Gr2-North West	Gr2	4.0	12.700	9	=	4.0	11.850	33	=	4.0	12.300	2	=	3.5	11.150	36	=	4.0	13.400	2	=	61.400	5
119	Holly	Eke	East	Gr2-East	Gr2	4.0	12.400	29	=	4.0	12.850	2	=	4.0	11.450	12	=	4.0	11.750	16	=	4.0	12.900	11	=	61.350	6
127	Sioned	Thomas	Wales	Gr2-Wales	Gr2	4.0	12.900	2	=	4.0	12.600	9	=	4.0	11.500	11	3.5	11.800	15	=	4.0	12.450	25	=	61.250	7	
150	Elena	Marsh	South West	Gr2-South West	Gr2	4.0	12.850	4	=	4.0	12.850	2	=	4.0	11.350	15	4.0	11.700	18	=	4.0	12.500	23	=	61.250	7	
105	Lauryn	Armstrong	North of England	Gr2-North of England	Gr2	4.0	12.600	12	=	4.0	12.600	9	=	4.0	11.250	17	=	4.0	11.750	16	=	4.0	13.050	7	=	61.250	7
133	Tulsi	Bevil	London	Gr2-London	Gr2	4.0	12.500	19	=	4.0	12.500	14	=	4.0	11.650	9	4.0	12.250	3	=	4.0	12.250	28	=	61.150	10	
118	Jessica	Howland	East	Gr2-East	Gr2	4.0	12.250	40	=	4.0	12.050	29	=	4.0	12.300	2	=	4.0	11.300	28	=	4.0	13.150	3	=	61.050	11
136	Kate	Ashley	West Midlands	Gr2-West Midlands	Gr2	4.0	12.400	29	=	3.5	11.800	34	=	4.0	12.150	4	=	3.5	11.600	21	=	4.0	13.050	7	=	61.000	12
153	Emma	Adams	South West	Gr2-South West	Gr2	4.0	12.400	29	=	4.0	12.650	6	=	4.0	10.800	27	=	4.0	11.950	10	=	4.0	13.050	7	=	60.850	13
117	Amy	Conway	Yorkshire	Gr2-Yorkshire	Gr2	4.0	12.400	29	=	4.0	12.500	14	=	4.0	11.250	17	=	4.0	11.350	27	=	4.0	13.150	3	=	60.650	14
149	Kira	Cosgrove	South	Gr2-South	Gr2	4.0	12.250	40	=	4.0	12.200	24	=	4.0	10.900	25	=	4.0	11.700	18	=	4.0	13.500	1	=	60.550	15
113	Chloe	Donnelly	Isle Of Man	Gr2-Isle Of Man	Gr2	4.0	12.800	6	=	4.0	11.650	39	=	4.0	10.800	27	=	4.0	12.500	1	=	4.0	12.750	14	=	60.500	16
110	Scarlett	Cherry	South East	Gr2-South East	Gr2	4.0	12.200	44	=	4.0	12.300	20	=	3.5	11.200	20	4.0	11.900	12	=	3.5	12.450	25	=	60.050	17	
131	Racheal	Ryan-Reid	London	Gr2-London	Gr2	4.0	12.750	7	=	4.0	12.450	16	=	4.0	10.900	25	=	3.5	11.300	28	=	3.5	12.600	20	=	60.000	18
130	Leah	Gordon	London	Gr2-London	Gr2	4.0	12.600	12	=	4.0	12.550	12	=	4.0	11.050	21	=	3.5	11.600	21	=	3.5	12.150	30	=	59.950	19
111	Faith	Wilks	South East	Gr2-South East	Gr2	4.0	12.200	44	=	4.0	12.450	16	=	4.0	11.450	12	=	4.0	11.550	24	=	3.5	12.250	28	=	59.900	20
137	Niamh	Durham	West Midlands	Gr2-West Midlands	Gr2	4.0	12.450	24	=	4.0	12.350	19	=	3.5	10.350	37	=	3.5	11.600	21	=	4.0	13.100	6	=	59.850	21
132	Iona	Moir	London	Gr2-London	Gr2	4.0	12.700	9	=	4.0	12.300	20	=	4.0	11.950	5	=	3.5	11.200	35	=	3.0	11.650	37	=	59.800	22
126	Shauna	Purnell	Wales	Gr2-Wales	Gr2	4.0	12.500	19	=	4.0	12.400	18	=	4.0	11.250	17	=	4.0	12.000	8	=	3.5	11.150	40	=	59.300	23
114	Jessica	Healy-Jacques	Yorkshire	Gr2-Yorkshire	Gr2	4.0	12.900	2	=	4.0	12.100	27	=	4.0	9.300	45	4.0	12.100	5	=	4.0	12.850	12	=	59.250	24	
151	Nicole	Parsons	South West	Gr2-South West	Gr2	4.0	12.500	19	=	3.5	11.050	43	=	4.0	10.500	34	4.0	11.900	12	=	4.0	13.150	3	=	59.100	25	
140	Lydia	Cowie	North West	Gr2-North West	Gr2	4.0	12.450	24	=	4.0	12.050	29	=	4.0	11.050	21	=	3.5	11.150	36	=	3.5	12.350	27	=	59.050	26
135	India-Rose	Cox	West Midlands	Gr2-West Midlands	Gr2	4.0	12.950	1	=	4.0	12.300	20	=	4.0	9.750	41	3.5	11.250	33	=	4.0	12.650	16	=	58.900	27	
148	Amelia	Scott	South	Gr2-South	Gr2	4.0	12.100	46	=	3.5	11.750	36	=	4.0	10.350	37	=	4.0	11.950	10	=	3.5	12.600	20	=	58.750	28
112	Grace	Miller	South East	Gr2-South East	Gr2	4.0	12.400	29	=	4.0	10.650	46	=	4.0	11.600	10	4.0	12.100	5	=	3.5	11.950	32	=	58.700	29	
145	Pippa	Chalmers	East Midlands	Gr2-East Midlands	Gr2	4.0	12.700	9	=	4.0	11.800	34	=	4.0	9.700	42	=	4.0	11.900	12	=	4.0	12.600	20	=	58.700	29

# 2015 Grades 4321

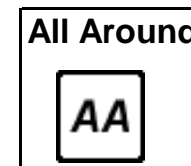

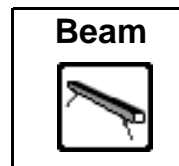
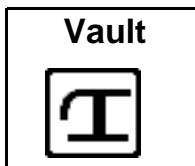
## Women's Artistic



152	JASMINE	FROST	South West	Gr2-South West	Gr2	4.0	12.500	19	=	3.5	11.950	31	=	4.0	10.200	39	=	3.5	11.450	25	=	3.5	12.500	23	=	58.600	31	=		
134	Sophie	Garbett	West Midlands	Gr2-West Midlands	Gr2	4.0	12.550	16	=	4.0	12.650	6	=	4.0	10.650	31	=	3.5	11.150	36	=	3.5	11.400	39	=	58.400	32	=		
122	Holly	Hixon	Scotland	Gr2-Scotland	Gr2	4.0	11.950	47	=	3.5	11.550	40	=	4.0	11.900	6	=	3.5	11.300	28	=	4.0	11.700	34	=	58.400	32	=		
143	Sophie	Winfield	East Midlands	Gr2-East Midlands	Gr2	4.0	12.250	40	=	3.5	11.100	42	=	4.0	10.750	29	=	4.0	11.450	25	=	4.0	12.650	16	=	58.200	34	=		
107	Lauren	Hearfield	North of England	Gr2-North of England	Gr2	4.0	12.850	4	=	4.0	12.250	23	=	4.0	10.450	35	=	4.0	12.050	7	=	3.0	10.400	46	=	58.000	35	=		
144	Naomi	Wright	East Midlands	Gr2-East Midlands	Gr2	4.0	12.550	16	=	4.0	10.950	45	=	4.0	11.300	16	=	3.5	11.050	40	=	3.5	11.950	32	=	57.800	36	=		
124	Leah	Reid	Scotland	Gr2-Scotland	Gr2	4.0	12.400	29	=	4.0	12.700	5	=	4.0	10.550	33	=	3.5	10.950	41	=	3.5	10.850	43	=	57.450	37	=		
147	Danielle	Rutland	South	Gr2-South	Gr2	4.0	12.250	40	=	4.0	11.750	36	=	4.0	10.450	35	=	3.5	11.300	28	=	3.0	11.500	38	=	57.250	38	=		
226	Rebecca	Dunn	Scotland	Gr2-Scotland	Gr2	4.0	12.600	12	=	4.0	11.950	31	=	3.5	9.500	44	=	3.5	10.950	41	=	3.5	11.700	34	=	56.700	39	=		
146	Emily	Sly	South	Gr2-South	Gr2	4.0	12.450	24	=	3.5	11.500	41	=	4.0	9.900	40	=	3.5	11.150	36	=	3.5	11.700	34	=	56.700	39	=		
115	Nina	Deery	Yorkshire	Gr2-Yorkshire	Gr2	4.0	12.500	19	=	4.0	12.600	9	=	4.0	8.850	46	=	4.0	11.300	28	=	3.5	11.150	40	=	56.400	41	=		
109	Caitlin	Firth	South East	Gr2-South East	Gr2	4.0	12.300	38	=	3.5	11.050	43	=	4.0	10.700	30	=	4.0	11.250	33	=	3.5	10.700	44	=	56.000	42	=		
116	Hannah	Cowell-Jones	Yorkshire	Gr2-Yorkshire	Gr2	4.0	12.300	38	=	4.0	12.200	24	=	4.0	10.650	31	=	3.5	9.900	46	=	2.5	10.450	45	=	55.500	43	=		
227	Paige	Sheen	Wales	Gr2-Wales	Gr2	4.0	12.400	29	=	4.0	12.100	27	=	4.0	11.050	21	=	3.5	10.800	45	=	3.5	9.100	47	=	55.450	44	=		
125	Leandra Iona	Gray	Scotland	Gr2-Scotland	Gr2	4.0	12.350	36	=	4.0	11.750	36	=	4.0	9.700	42	=	3.0	8.600	47	=	3.5	12.150	30	=	54.550	45	=		
142	Ella-Mae	Jones	East Midlands	Gr2-East Midlands	Gr2	4.0	12.600	12	=	3.5	8.400	48	=	4.0	8.000	47	=	3.5	10.900	43	=	3.0	11.000	42	=	50.900	46	=		
121	Lucy	McCarthy	East	Gr2-East	Gr2	0.0	0.000	48	=	4.0	12.950	1	=	4.0	11.000	24	=	3.5	10.850	44	=	4.0	12.700	15	=	47.500	47	=		
106	Elizabeth	Jones	North of England	Gr2-North of England	Gr2	4.0	12.450	24	=	3.0	8.850	47	=	3.5	6.250	48	=	0.0	0.000	48	=	0.0	0.000	48	=	27.550	48	=		

# 2015 Grades 4321

## Women's Artistic

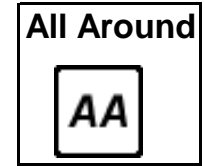
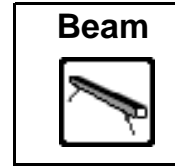
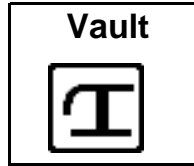


Gr1

No	Name	Club	Team	Comp	D	VT		D	UB		D	BB		D	FX		D	RC		AA		
160	Tomique	Gibson	London	Gr1-London	Gr1	4.0	13.150	1	4.0	13.000	1	4.0	11.700	3	4.0	12.500	1	3.5	12.250	29	62.600	1
158	Emily	Moore	London	Gr1-London	Gr1	4.0	12.650	9	4.0	12.450	16	4.0	12.150	1	4.0	12.250	2	3.5	12.500	21	62.000	2
192	Jessica	Daykin	South West	Gr1-South West	Gr1	3.5	12.300	29	4.0	12.600	10	4.0	12.150	1	3.5	11.300	17	4.0	13.300	1	61.650	3
161	Noemi	Seminara	London	Gr1-London	Gr1	4.0	12.700	4	4.0	12.700	6	4.0	11.200	10	4.0	11.950	6	4.0	13.050	4	61.600	4
173	Ellen	Donaldson	South	Gr1-South	Gr1	4.0	12.300	29	4.0	12.950	2	3.5	10.800	15	4.0	12.100	4	4.0	13.250	2	61.400	5
197	Carrlisa	Alleyne	Wales	Gr1-Wales	Gr1	4.0	12.700	4	4.0	12.800	3	4.0	11.500	4	4.0	12.200	3	4.0	11.950	33	61.150	6
193	Sophie	Simpkins	South West	Gr1-South West	Gr1	4.0	12.700	4	4.0	12.400	18	4.0	11.450	7	4.0	11.850	7	4.0	12.550	16	60.950	7
163	Amelia	Evans	East	Gr1-East	Gr1	4.0	12.300	29	4.0	12.650	8	4.0	11.500	4	3.5	11.150	19	4.0	12.900	7	60.500	8
178	Rachael	Page	South East	Gr1-South East	Gr1	4.0	12.550	12	4.0	11.900	23	4.0	11.500	4	3.5	11.650	13	4.0	12.550	16	60.150	9
154	Sophie	Nicoll	West Midlands	Gr1-West Midlands	Gr1	4.0	12.500	17	4.0	12.550	14	4.0	9.950	26	4.0	11.850	7	4.0	12.750	8	59.600	10
162	Tilly	Hedges	East	Gr1-East	Gr1	4.0	11.150	40	4.0	12.800	3	4.0	11.150	11	3.5	11.400	14	4.0	12.600	14	59.100	11
196	Macey	Chapman	Wales	Gr1-Wales	Gr1	4.0	12.400	25	4.0	11.850	24	4.0	10.300	17	3.5	11.700	11	4.0	12.750	8	59.000	12
191	Robyn	Ellison	South West	Gr1-South West	Gr1	4.0	12.450	21	4.0	12.750	5	4.0	11.350	8	3.5	9.850	41	4.0	12.400	26	58.800	13
168	Teri	Williams	North West	Gr1-North West	Gr1	4.0	12.700	4	3.5	11.200	30	4.0	11.050	12	4.0	11.700	11	3.5	12.000	32	58.650	14
174	Kaliska	Nowers	South	Gr1-South	Gr1	4.0	12.400	25	4.0	12.450	16	4.0	9.900	27	3.0	10.500	32	4.0	13.100	3	58.350	15
187	Daisy	Willcocks	Scotland	Gr1-Scotland	Gr1	4.0	12.150	35	4.0	12.150	22	4.0	10.950	13	3.0	10.250	37	4.0	12.750	8	58.250	16
169	Mia	Galloway	North West	Gr1-North West	Gr1	4.0	12.550	12	4.0	12.600	10	3.5	9.700	29	3.0	10.700	28	4.0	12.550	16	58.100	17
188	Carly	McFadden	Scotland	Gr1-Scotland	Gr1	4.0	12.800	3	3.5	11.550	27	4.0	10.200	21	3.5	10.750	27	4.0	12.750	8	58.050	18
194	Nia	Eales	Wales	Gr1-Wales	Gr1	3.5	11.450	39	3.5	11.450	28	4.0	11.300	9	3.5	11.350	15	4.0	12.400	26	57.950	19
166	Megan	Bramley	Yorkshire	Gr1-Yorkshire	Gr1	4.0	12.950	2	3.5	11.850	24	3.5	10.250	20	3.0	10.650	30	4.0	12.200	30	57.900	20
171	Elise	Waugh	North West	Gr1-North West	Gr1	4.0	12.450	21	4.0	12.200	21	3.5	9.150	32	3.5	11.350	15	4.0	12.450	23	57.600	21
159	Lola	Eftekhari	London	Gr1-London	Gr1	4.0	12.300	29	3.5	11.000	32	4.0	10.900	14	3.0	10.900	25	4.0	12.500	21	57.600	21
181	Lara	Stembridge	South East	Gr1-South East	Gr1	4.0	12.550	12	4.0	11.250	29	4.0	10.150	24	3.0	10.700	28	4.0	12.700	13	57.350	23
180	Eve	Hudson	South East	Gr1-South East	Gr1	4.0	12.450	21	4.0	12.600	10	4.0	8.850	36	3.0	10.800	26	3.5	12.300	28	57.000	24
157	Harriet	Price	West Midlands	Gr1-West Midlands	Gr1	4.0	12.250	33	4.0	12.700	6	3.5	10.550	16	3.5	8.900	42	4.0	12.550	16	56.950	25
170	Olivia	Buckley	North West	Gr1-North West	Gr1	4.0	12.500	17	4.0	12.500	15	4.0	9.500	30	3.0	9.900	40	3.5	12.450	23	56.850	26
179	Josie	Griffiths	South East	Gr1-South East	Gr1	4.0	12.700	4	3.5	10.750	33	3.5	10.300	17	4.0	11.750	9	3.0	11.300	36	56.800	27
155	Imogen	Evans	West Midlands	Gr1-West Midlands	Gr1	4.0	12.500	17	4.0	11.800	26	4.0	10.300	17	3.0	10.300	36	4.0	11.850	35	56.750	28
186	Megan	Wright	Scotland	Gr1-Scotland	Gr1	4.0	12.400	25	4.0	12.350	19	3.0	8.700	37	3.5	11.200	18	4.0	11.900	34	56.550	29
190	Kristy	Gray	South West	Gr1-South West	Gr1	4.0	12.350	28	3.5	9.700	39	4.0	10.200	21	4.0	11.100	22	4.0	12.750	8	56.100	30

# 2015 Grades 4321

## Women's Artistic



189	Erin	Fraser	Scotland	Gr1-Scotland	Gr1	4.0	12.050	36	=	4.0	12.600	10	=	3.0	8.450	39	=	3.0	10.500	32	=	4.0	12.450	23	=	56.050	31		
164	Harriet	Chatt	East	Gr1-East	Gr1	4.0	12.550	12	=	3.0	10.450	35	=	4.0	10.100	25	=	3.0	10.100	38	=	4.0	12.550	16	=	55.750	32		
156	Megan	Neale	West Midlands	Gr1-West Midlands	Gr1	4.0	12.200	34		3.5	11.050	31		3.5	8.700	37	=	3.5	10.600	31		4.0	12.600	14	=	55.150	33		
183	Alicia	Cartlidge	East Midlands	Gr1-East Midlands	Gr1	4.0	12.600	10	=	3.5	10.350	37		3.5	9.750	28		4.0	12.050	5		2.5	9.600	40	=	54.350	34		
185	Finley	Smith	City of Worcester		Gr1	4.0	11.950	37	=	4.0	12.650	8	=	3.0	9.000	33		2.5	10.100	38	=	3.0	10.450	38		54.150	35		
172	Rebekah	Mooney	Stockport		Gr1	4.0	12.600	10	=	3.5	8.250	40		4.0	7.350	41		4.0	11.750	9	=	3.0	11.150	37		51.100	36		
182	Molly	Simpson	East Midlands	Gr1-East Midlands	Gr1	4.0	12.550	12	=	3.0	7.350	41		4.0	10.200	21	=	3.5	11.100	22	=	2.5	9.600	40	=	50.800	37		
195	Ffion	Thomas	Wales	Gr1-Wales	Gr1	3.5	11.950	37	=	3.5	6.250	42		4.0	8.900	34	=	3.5	11.150	19	=	4.0	12.100	31		50.350	38		
184	Felicia	Miloro	East Midlands	Gr1-East Midlands	Gr1	4.0	12.500	17	=	4.0	9.900	38		3.0	8.300	40		3.0	10.400	35		2.5	9.200	42		50.300	39		
237	Jessica	Wells	South	Gr1-South	Gr1	4.0	12.450	21	=	3.5	10.450	35	=	3.0	6.350	42		3.5	11.000	24		2.5	9.650	39		49.900	40		
175	Ashley	Preston	South	Gr1-South	Gr1	0.0	0.000	41	=	3.5	12.250	20		4.0	9.350	31		3.5	11.150	19	=	4.0	13.000	5		45.750	41		
165	Kylah	Tranfield	East	Gr1-East	Gr1	0.0	0.000	41	=	3.5	10.600	34		4.0	8.900	34	=	3.5	10.450	34		4.0	12.950	6		42.900	42		



## 2015 Grades 4321 Results

Gr4

Team	VT	UB	BB	FX	RC	Total	Posn					
Gr4-London	39.100	40.050	36.450	36.350	39.700	191.650	1	Ella Little	Isabella Fletcher	Jessica Gadirova	Ellarae Quist	Millie Hopper
Gr4-East	40.150	39.550	37.050	34.950	39.050	190.750	2	Sasha Cherry	Liliana Moring	Hollie Ofori-Sampong	Ella Tomlin	Helena Hall
Gr4-North West	39.000	39.150	36.450	35.650	39.700	189.950	3	Libby Kilbourne	Sofia Rodriguez Mendoza	Emma Routs	Caitlin Pooke	Sophie Mills
Gr4-South	39.100	39.350	35.800	36.650	38.750	189.650	4	Claudia Garner	Maisie Gibson	Zoe Pugsley	Amelie Thorne	Poppy Whelehan
Gr4-Wales	38.450	39.100	36.450	35.550	38.050	187.600	5	Imogen Shaw-Davies	Hannah Rees	Skyla Sims	Elin Burnett	Caitlin Boyle
Gr4-North of England	39.350	38.950	35.100	34.700	38.000	186.100	6	Harriet Gibson	Laura Nelson	Emily Marsden	Charlotte Moralee	
Gr4-East Midlands	38.750	38.050	35.050	34.350	37.900	184.100	7	Charlotte Thomas	Alice Knights	Isabel Morgan	Grace Ally	Daisy Greaves
Gr4-Yorkshire	38.800	38.800	34.300	34.450	37.450	183.800	8	Isabel Ritchie	Shannon Bielby	Lauren Hayes	Isla Waddington	Ally Booker
Gr4-South East	38.050	39.050	34.550	34.650	37.400	183.700	9	Lucy Gunn	Jodie Graves	Millie Craven	Poppy Griggs	Charley Bargman
Gr4-West Midlands	38.600	38.700	34.450	34.850	36.850	183.450	10	Sophia Booth	Anna Bambrook	Kelsie Clohessy-Daly	Tori Markham	Isobel Johnson
Gr4-South West	38.100	38.950	32.500	35.250	38.150	182.950	11	Violet Browne	Isabel Ostling	Sarah Etheridge	Sian Meadows	Emmy Turner
Gr4-Scotland	38.850	38.400	35.050	34.150	36.400	182.850	12	Lara Storrie	Abbie Nicholl	Lalita Hirani	Eilidh Gorrell	Emily Morrison
Gr4-Isle Of Man	38.900	38.200	31.550	33.150	33.600	175.400	13	Grace Roberts	Jenna Nicol	Leah Bibby	Maya Kewley	

## 2015 Grades 4321 Results

Gr3
-----

Team	VT	UB	BB	FX	RC	Total	Posn					
Gr3-South West	39.750	38.650	35.950	36.400	39.200	189.950	1	Katie Lily Jones	Carly Cox	Katie Francis	Alice Wintle	Chloe Tinsley
Gr3-West Midlands	39.150	39.000	35.550	35.850	39.450	189.000	2	Emer Hancock	Kristelle De Leon	Isabella Blackburn	Dinah Pisoni	Olivia Benson-Stelling
Gr3-Wales	39.650	39.200	34.850	36.250	38.750	188.700	3	Anya Niven	Chloe Weston	Ella Davies	Menna Watkins	Katelyn King
Gr3-South East	39.000	38.900	35.050	36.000	38.600	187.550	4	Ai Mei Lummis	Scarlett Tidy	Amira Hojeij	Grace Davison	Honesty South
Gr3-East	39.500	38.550	33.950	35.550	39.900	187.450	5	Alice Tall	Amber Pellici	Charlotte Mitchell	Chloee Tomlin	Amber Penaliggon
Gr3-London	38.600	38.600	34.850	35.350	38.700	186.100	6	Louise Darcy	Harriet Yap	Holly Henson	Jennifer Gadirova	Sophia Waller
Gr3-North West	39.400	38.050	33.900	34.650	39.200	185.200	7	Mica Drameh	Rachel Heron	Alice Mackinnon	Sarah Fard	Grace Haughton
Gr3-Yorkshire	39.150	38.650	33.700	34.700	38.800	185.000	8	Erin Vallance	Amy Galea	Charlie Turner	Elisa Bronzini	Kaia Stead-Price
Gr3-North of England	38.500	38.100	34.050	34.850	38.900	184.400	9	Katie Leadbitter	Hannah Peggs	Yasmin Lane	Elisha Yorke	Maya Taylor
Gr3-South	38.400	38.950	35.150	34.700	37.150	184.350	10	Karley Moreton	Summer Blake	Summa Hammond	Nyah Reddyhough	Poppy Hanscomb
Gr3-Scotland	38.450	38.500	34.800	35.250	36.850	183.850	11	Olivia Young	Scarlett Thomson	Isla Raeburn-Potter	Lucia Coggins	Holly Roberts
Gr3-East Midlands	38.250	36.900	33.250	33.950	36.150	178.500	12	Lily Moss	Mae Wilkinson	Caitlin Woods	Saffron Belfon	Hallie Elkington
Gr3-Isle Of Man	37.750	37.550	29.550	31.900	38.050	174.800	13	Abigail Mellor	Lucy Worthington	Rhonda Whittaker		

## 2015 Grades 4321 Results

Gr2

Team	VT	UB	BB	FX	RC	Total	Posn					
Gr2-North West	38.000	36.850	36.250	35.650	38.700	185.450	1	Georgia Hanna	Sian Foster	Lydia Cowie	Anais Wroe	Jasmine Carey
Gr2-East	37.000	38.550	35.450	34.750	39.100	184.850	2	Jessica Howland	Holly Eke	Emma Hill	Lucy McCarthy	Amelia Richards
Gr2-Wales	37.850	37.550	34.600	36.000	36.400	182.400	3	Shauna Purnell	Sioned Thomas	Olivia Morgan	Evie Lawrence	Paige Sheen
Gr2-London	38.050	37.500	34.650	35.150	37.000	182.350	4	Leah Gordon	Racheal Ryan-Reid	Iona Moir	Tulsi Bevil	Miyuki Kanetsuka
Gr2-South West	37.850	37.450	32.650	35.550	38.700	182.200	5	Elena Marsh	Nicole Parsons	JASMINE FROST	Emma Adams	Aimee Westlake
Gr2-West Midlands	37.950	37.300	33.150	34.450	38.800	181.650	6	Sophie Garbett	India-Rose Cox	Kate Ashley	Niamh Durham	Bethany Maitland
Gr2-South East	36.900	35.800	34.250	35.550	36.650	179.150	7	Caitlin Firth	Scarlett Cherry	Faith Wilks	Grace Miller	Anna Hughes
Gr2-Yorkshire	37.800	37.300	31.200	34.750	37.150	178.200	8	Jessica Healy-Jacques	Nina Deery	Hannah Cowell-Jones	Amy Conway	
Gr2-South	36.950	35.700	31.700	34.950	37.800	177.100	9	Emily Sly	Danielle Rutland	Amelia Scott	Kira Cosgrove	Katie Davis
Gr2-East Midlands	37.850	33.850	31.750	34.400	37.200	175.050	10	Ella-Mae Jones	Sophie Winfield	Naomi Wright	Pippa Chalmers	Caprice Miloro
Gr2-Scotland	37.350	36.400	32.150	33.200	35.550	174.650	11	Holly Hixon	Niamh Andrea Telford	Leah Reid	Leandra Iona Gray	Rebecca Dunn
Gr2-North of England	37.900	33.700	27.950	23.800	23.450	146.800	12	Lauryn Armstrong	Elizabeth Jones	Lauren Hearfield	Lauren Roper	
Gr2-Isle Of Man	12.800	11.650	10.800	12.500	12.750	60.500	13	Chloe Donnelly				

## 2015 Grades 4321 Results

Gr1

Team	VT	UB	BB	FX	RC	Total	Posn					
Gr1-London	38.500	38.150	35.050	36.700	38.050	186.450	1	Emily Moore	Lola Eftekhari	Tomique Gibson	Noemi Seminara	Francesca Engelhardt
Gr1-South West	37.500	37.750	34.950	34.250	38.600	183.050	2	Kristy Gray	Robyn Ellison	Jessica Daykin	Sophie Simpkins	Caitlin Lochhead
Gr1-Wales	37.050	36.100	33.100	35.250	37.250	178.750	3	Nia Eales	Ffion Thomas	Macey Chapman	Carrisa Alleyne	
Gr1-South	37.150	37.650	30.050	34.250	39.350	178.450	4	Ellen Donaldson	Kaliska Nowers	Ashley Preston	Jessica Castles	Jessica Wells
Gr1-South East	37.800	35.750	31.950	34.200	37.550	177.250	5	Rachael Page	Josie Griffiths	Eve Hudson	Lara Stembridge	Marnie Taylor
Gr1-North West	37.750	37.300	30.250	33.750	37.450	176.500	6	Teri Williams	Mia Galloway	Olivia Buckley	Elise Waugh	Sophie Newbury
Gr1-East	36.000	36.050	32.750	33.000	38.450	176.250	7	Tilly Hedges	Amelia Evans	Harriet Chatt	Kylah Tranfield	
Gr1-West Midlands	37.250	37.050	30.800	32.750	37.900	175.750	8	Sophie Nicoll	Imogen Evans	Megan Neale	Harriet Price	Finley Smith
Gr1-Scotland	37.350	37.100	29.850	32.450	37.950	174.700	9	Megan Wright	Daisy Willcocks	Carly McFadden	Erin Fraser	
Gr1-East Midlands	37.650	27.600	28.250	33.550	28.400	155.450	10	Molly Simpson	Alicia Cartlidge	Felicia Miloro	Shenea Fawzi-Perrin	
Gr1-Yorkshire	12.950	11.850	10.250	10.650	12.200	57.900	11	Megan Bramley	Rebecca Borchart			

## 2015 Rosebowl Results

### Rosebowl

	Gr4	Gr3	Gr2	Gr1	L4	L3	Total	Posn
<b>East</b>	190.750	187.450	184.850	176.250	188.850	183.800	1111.950	1
<b>London</b>	191.650	186.100	182.350	186.450	172.000	190.250	1108.800	2
<b>West Midlands</b>	183.450	189.000	181.650	175.750	186.950	187.050	1103.850	3
<b>Wales</b>	187.600	188.700	182.400	178.750	184.700	171.650	1093.800	4
<b>North West</b>	189.950	185.200	185.450	176.500	182.850	171.850	1091.800	5
<b>South West</b>	182.950	189.950	182.200	183.050	174.800	170.800	1083.750	6
<b>South</b>	189.650	184.350	177.100	178.450	177.100	165.400	1072.050	7
<b>South East</b>	183.700	187.550	179.150	177.250	172.500	170.050	1070.200	8
<b>Scotland</b>	182.850	183.850	174.650	174.700	162.900	167.350	1046.300	9
<b>East Midlands</b>	184.100	178.500	175.050	155.450	164.900	54.600	912.600	10
<b>Yorkshire</b>	183.800	185.000	178.200	57.900	174.650	54.300	833.850	11
<b>North of England</b>	186.100	184.400	146.800	0.000	183.300	0.000	700.600	12
<b>Isle of Man</b>	175.400	174.800	60.500	0.000	0.000	0.000	410.700	13